







**ENDLESS  
POLYAMIDE**

High quality fibre

## YELLOW STRIPPE 16mm

THERMOFUSION

Code	Type	Cm	Frame
100	48	18	<input type="checkbox"/> 6.00
		20	<input type="checkbox"/> 7.00
		23	<input checked="" type="checkbox"/> 7.50
		25	<input checked="" type="checkbox"/> 8.00



THERMOFUSION

Code	Type	Cm	Frame
106	30	11	<input checked="" type="checkbox"/> 6.00
		16	<input type="checkbox"/> 7.00
		20	<input type="checkbox"/> 7.50
		25	<input type="checkbox"/> 8.00



THERMOFUSION

Code	Type	Cm	Frame
105	15	5	<input checked="" type="checkbox"/> 6.00
		10	<input type="checkbox"/> 7.00
		15	<input type="checkbox"/> 7.50
		20	<input type="checkbox"/> 8.00





**ENDLESS  
POLYAMIDE**

High quality fibre

## BLUE&YELLOW STRIPE 22mm

THERMOFUSION

Code	Type	Cm	Frame
130	48	18	<input type="checkbox"/> 6.00
		20	<input type="checkbox"/> 7.00
		23	<input checked="" type="checkbox"/> 7.50
		25	<input checked="" type="checkbox"/> 8.00



THERMOFUSION

Code	Type	Cm	Frame
136	30	11	<input checked="" type="checkbox"/> 6.00
		16	<input type="checkbox"/> 7.00
		20	<input type="checkbox"/> 7.50
		25	<input type="checkbox"/> 8.00



**RAINBOW 21mm**

**PADDED**

Code	Type	Cm	Frame
141	60	18	<input type="checkbox"/> 6.00
		20	<input type="checkbox"/> 7.00
		23	<input checked="" type="checkbox"/> 7.50
		25	<input checked="" type="checkbox"/> 8.00



**THERMOFUSION**

Code	Type	Cm	Frame
140	48	18	<input type="checkbox"/> 6.00
		20	<input type="checkbox"/> 7.00
		23	<input checked="" type="checkbox"/> 7.50
		25	<input checked="" type="checkbox"/> 8.00

**THERMOFUSION**

Code	Type	Cm	Frame
142	41	18	<input checked="" type="checkbox"/> 6.00
		20	<input type="checkbox"/> 7.00
		23	<input type="checkbox"/> 7.50
		25	<input type="checkbox"/> 8.00



## RAINBOW 12mm

### THERMOFUSION

Code	Type	cm	Frame
110	48	18	<input type="checkbox"/> 6.00
		20	<input type="checkbox"/> 7.00
		23	<input checked="" type="checkbox"/> 7.50
		25	<input checked="" type="checkbox"/> 8.00



### THERMOFUSION

Code	Type	cm	Frame
112	41	18	<input type="checkbox"/> 6.00
		20	<input type="checkbox"/> 7.00
		23	<input checked="" type="checkbox"/> 7.50
		25	<input checked="" type="checkbox"/> 8.00



### THERMOFUSION

Code	Type	cm	Frame
116	30	11	<input checked="" type="checkbox"/> 6.00
		16	<input type="checkbox"/> 7.00
		20	<input type="checkbox"/> 7.50
		25	<input type="checkbox"/> 8.00



### THERMOFUSION


Code	Type	cm	Frame
115	15	5	<input checked="" type="checkbox"/> 6.00
		10	<input type="checkbox"/> 7.00
		15	<input type="checkbox"/> 7.50
		20	<input type="checkbox"/> 8.00



## YELLOW STRIPE 12mm

### THERMOFUSION

Code	Type	cm	Frame
400	48	18	<input type="checkbox"/> 6.00
		20	<input type="checkbox"/> 7.00
		23	<input checked="" type="checkbox"/> 7.50
		25	<input checked="" type="checkbox"/> 8.00



### THERMOFUSION

Code	Type	cm	Frame
402	41	18	<input checked="" type="checkbox"/> 6.00
		20	<input type="checkbox"/> 7.00
		23	<input type="checkbox"/> 7.50
		25	<input type="checkbox"/> 8.00

### THERMOFUSION

Code	Type	cm	Frame
406	30	11	<input checked="" type="checkbox"/> 6.00
		16	<input type="checkbox"/> 7.00
		20	<input type="checkbox"/> 7.50
		25	<input type="checkbox"/> 8.00



### THERMOFUSION

Code	Type	cm	Frame
405	15	5	<input checked="" type="checkbox"/> 6.00
		10	<input type="checkbox"/> 7.00
		15	<input type="checkbox"/> 7.50
		20	<input type="checkbox"/> 8.00

**RAINBOW 18mm****PADDED**

Code	Type	cm	Frame
431	60	18	<input type="checkbox"/> 6.00
		20	<input type="checkbox"/> 7.00
		23	<input checked="" type="checkbox"/> 7.50
		25	<input checked="" type="checkbox"/> 8.00

**THERMOFUSION**

Code	Type	cm	Frame
430	48	18	<input type="checkbox"/> 6.00
		20	<input type="checkbox"/> 7.00
		23	<input checked="" type="checkbox"/> 7.50
		25	<input checked="" type="checkbox"/> 8.00

**THERMOFUSION**

Code	Type	cm	Frame
432	41	18	<input checked="" type="checkbox"/> 6.00
		20	<input type="checkbox"/> 7.00
		23	<input type="checkbox"/> 7.50
		25	<input type="checkbox"/> 8.00





## GREEN 18mm

### PADDED

Code	Type	cm	Frame
441	60	18	<input type="checkbox"/> 6.00
		20	<input type="checkbox"/> 7.00
		23	<input checked="" type="checkbox"/> 7.50
		25	<input checked="" type="checkbox"/> 8.00



### THERMOFUSION

Code	Type	cm	Frame
440	48	18	<input type="checkbox"/> 6.00
		20	<input type="checkbox"/> 7.00
		23	<input checked="" type="checkbox"/> 7.50
		25	<input checked="" type="checkbox"/> 8.00



### THERMOFUSION

Code	Type	cm	Frame
442	41	18	<input checked="" type="checkbox"/> 6.00
		20	<input type="checkbox"/> 7.00
		23	<input type="checkbox"/> 7.50
		25	<input type="checkbox"/> 8.00



## RED&GREY 18mm

### THERMOFUSION

Code	Type	cm	Frame
451	48	18	<input type="checkbox"/> 6.00
		20	<input type="checkbox"/> 7.00
		23	<input checked="" type="checkbox"/> 7.50
		25	<input checked="" type="checkbox"/> 8.00



### THERMOFUSION

Code	Type	cm	Frame
450	41	18	<input checked="" type="checkbox"/> 6.00
		20	<input type="checkbox"/> 7.00
		23	<input type="checkbox"/> 7.50
		25	<input type="checkbox"/> 8.00



### THERMOFUSION

Code	Type	cm	Frame
452	15	5	<input checked="" type="checkbox"/> 6.00
		10	<input type="checkbox"/> 7.00
		15	<input type="checkbox"/> 7.50
		20	<input type="checkbox"/> 8.00



## BLACK STRIPPE 12mm

### THERMOFUSION

Code	Type	cm	Frame
460	48	18	<input type="checkbox"/> 6.00
		20	<input type="checkbox"/> 7.00
		23	<input checked="" type="checkbox"/> 7.50
		25	<input checked="" type="checkbox"/> 8.00



### THERMOFUSION

Code	Type	cm	Frame
462	41	18	<input checked="" type="checkbox"/> 6.00
		20	<input type="checkbox"/> 7.00
		23	<input type="checkbox"/> 7.50
		25	<input type="checkbox"/> 8.00



### THERMOFUSION

Code	Type	cm	Frame
465	15	5	<input checked="" type="checkbox"/> 6.00
		10	<input type="checkbox"/> 7.00
		15	<input type="checkbox"/> 7.50
		20	<input type="checkbox"/> 8.00



## YELLOW STRIPE 12mm


### THERMOFUSION

Code	Type	cm	Frame
200	48	18	<input type="checkbox"/> 6.00
		20	<input type="checkbox"/> 7.00
		23	<input checked="" type="checkbox"/> 7.50
		25	<input checked="" type="checkbox"/> 8.00



### THERMOFUSION

Code	Type	cm	Frame
202	41	18	<input checked="" type="checkbox"/> 6.00
		20	<input type="checkbox"/> 7.00
		23	<input type="checkbox"/> 7.50
		25	<input type="checkbox"/> 8.00



### THERMOFUSION

Code	Type	cm	Frame
206	30	11	<input checked="" type="checkbox"/> 6.00
		16	<input type="checkbox"/> 7.00
		20	<input type="checkbox"/> 7.50
		25	<input type="checkbox"/> 8.00



### THERMOFUSION

Code	Type	cm	Frame
205	15	5	<input checked="" type="checkbox"/> 6.00
		10	<input type="checkbox"/> 7.00
		15	<input type="checkbox"/> 7.50
		20	<input type="checkbox"/> 8.00



## NEW STARS 10mm

### THERMOFUSION

Code	Type	cm	Frame
210	48	18	<input type="checkbox"/> 6.00
		20	<input type="checkbox"/> 7.00
		23	<input checked="" type="checkbox"/> 7.50
		25	<input checked="" type="checkbox"/> 8.00



### THERMOFUSION

Code	Type	cm	Frame
212	41	18	<input checked="" type="checkbox"/> 6.00
		20	<input type="checkbox"/> 7.00
		23	<input type="checkbox"/> 7.50
		25	<input type="checkbox"/> 8.00



### THERMOFUSION

Code	Type	cm	Frame
216	30	11	<input checked="" type="checkbox"/> 6.00
		16	<input type="checkbox"/> 7.00
		20	<input type="checkbox"/> 7.50
		25	<input type="checkbox"/> 8.00



### THERMOFUSION

Code	Type	cm	Frame
215	15	5	<input checked="" type="checkbox"/> 6.00
		10	<input type="checkbox"/> 7.00
		15	<input type="checkbox"/> 7.50
		20	<input type="checkbox"/> 8.00



**BLUE&YELLOW STRIPE 18mm****THERMOFUSION**

Code	Type	cm	Frame
261	60	18	<input type="checkbox"/> 6.00
		20	<input type="checkbox"/> 7.00
		23	<input checked="" type="checkbox"/> 7.50
		25	<input checked="" type="checkbox"/> 8.00

**THERMOFUSION**

Code	Type	cm	Frame
260	48	18	<input type="checkbox"/> 6.00
		20	<input type="checkbox"/> 7.00
		23	<input checked="" type="checkbox"/> 7.50
		25	<input checked="" type="checkbox"/> 8.00

**THERMOFUSION**

Code	Type	cm	Frame
262	41	18	<input checked="" type="checkbox"/> 6.00
		20	<input type="checkbox"/> 7.00
		23	<input type="checkbox"/> 7.50
		25	<input type="checkbox"/> 8.00



## FELT 5mm

### THERMOFUSION

Code	Type	cm	Frame
290	48	18	<input type="checkbox"/> 6.00
		20	<input type="checkbox"/> 7.00
		23	<input checked="" type="checkbox"/> 7.50
		25	<input checked="" type="checkbox"/> 8.00



### THERMOFUSION

Code	Type	cm	Frame
292	41	18	<input checked="" type="checkbox"/> 6.00
		20	<input type="checkbox"/> 7.00
		23	<input type="checkbox"/> 7.50
		25	<input type="checkbox"/> 8.00



### THERMOFUSION

Code	Type	cm	Frame
295	15	5	<input checked="" type="checkbox"/> 6.00
		10	<input type="checkbox"/> 7.00
		15	<input type="checkbox"/> 7.50
		20	<input type="checkbox"/> 8.00



## YELLOW STRIPE 12mm


### THERMOFUSION

Code	Type	cm	Frame
300	48	18	<input type="checkbox"/> 6.00
		20	<input type="checkbox"/> 7.00
		23	<input checked="" type="checkbox"/> 7.50
		25	<input checked="" type="checkbox"/> 8.00



### THERMOFUSION

Code	Type	cm	Frame
302	41	18	<input checked="" type="checkbox"/> 6.00
		20	<input type="checkbox"/> 7.00
		23	<input type="checkbox"/> 7.50
		25	<input type="checkbox"/> 8.00



### THERMOFUSION

Code	Type	cm	Frame
306	30	11	<input checked="" type="checkbox"/> 6.00
		16	<input type="checkbox"/> 7.00
		20	<input type="checkbox"/> 7.50
		25	<input type="checkbox"/> 8.00



### THERMOFUSION

Code	Type	cm	Frame
305	15	5	<input checked="" type="checkbox"/> 6.00
		10	<input type="checkbox"/> 7.00
		15	<input type="checkbox"/> 7.50
		20	<input type="checkbox"/> 8.00





**GREY STRIPE 12mm**

THERMOFUSION

Code	Type	cm	Frame
370	48	18	<input type="checkbox"/> 6.00
		20	<input type="checkbox"/> 7.00
		23	<input checked="" type="checkbox"/> 7.50
		25	<input checked="" type="checkbox"/> 8.00



THERMOFUSION

Code	Type	cm	Frame
372	41	18	<input checked="" type="checkbox"/> 6.00
		20	<input type="checkbox"/> 7.00
		23	<input type="checkbox"/> 7.50
		25	<input type="checkbox"/> 8.00



THERMOFUSION

Code	Type	cm	Frame
376	30	11	<input checked="" type="checkbox"/> 6.00
		16	<input type="checkbox"/> 7.00
		20	<input type="checkbox"/> 7.50
		25	<input type="checkbox"/> 8.00



THERMOFUSION

Code	Type	cm	Frame
375	15	5	<input checked="" type="checkbox"/> 6.00
		10	<input type="checkbox"/> 7.00
		15	<input type="checkbox"/> 7.50
		20	<input type="checkbox"/> 8.00



# YELLOW STRIPPE 18mm


## THERMOFUSION

Code	Type	cm	Frame
320	48	18	<input type="checkbox"/> 6.00
		20	<input type="checkbox"/> 7.00
		23	<input checked="" type="checkbox"/> 7.50
		25	<input checked="" type="checkbox"/> 8.00



## THERMOFUSION

Code	Type	cm	Frame
322	41	18	<input checked="" type="checkbox"/> 6.00
		20	<input type="checkbox"/> 7.00
		23	<input type="checkbox"/> 7.50
		25	<input type="checkbox"/> 8.00



**NYLON**

High quality fibre

## BLUE STRIPPE 6mm



THERMOFUSION

Code	Type	cm	Frame
500	48	18	<input type="checkbox"/> 6.00
		20	<input type="checkbox"/> 7.00
		23	<input checked="" type="checkbox"/> 7.50
		25	<input checked="" type="checkbox"/> 8.00



THERMOFUSION

Code	Type	cm	Frame
505	15	5	<input checked="" type="checkbox"/> 6.00
		10	<input type="checkbox"/> 7.00
		15	<input type="checkbox"/> 7.50
		20	<input type="checkbox"/> 8.00



## BLUE STRIPPE 12mm


### THERMOFUSION

Code	Type	cm	Frame
510	48	18	<input type="checkbox"/> 6.00
		20	<input type="checkbox"/> 7.00
		23	<input checked="" type="checkbox"/> 7.50
		25	<input checked="" type="checkbox"/> 8.00



### THERMOFUSION

Code	Type	cm	Frame
515	15	5	<input checked="" type="checkbox"/> 6.00
		10	<input type="checkbox"/> 7.00
		15	<input type="checkbox"/> 7.50
		20	<input type="checkbox"/> 8.00



## LAMBSWOOL 22mm

### THERMOFUSION

Code	Type	cm	Frame
660	48	18	<input type="checkbox"/> 6.00
		20	<input type="checkbox"/> 7.00
		23	<input checked="" type="checkbox"/> 7.50
		25	<input checked="" type="checkbox"/> 8.00



### THERMOFUSION

Code	Type	cm	Frame
665	15	5	<input checked="" type="checkbox"/> 6.00
		10	<input type="checkbox"/> 7.00
		15	<input type="checkbox"/> 7.50
		20	<input type="checkbox"/> 8.00



## MOHAIR 4mm

### THERMOFUSION

Code	Type	cm	Frame
600	48	18	<input type="checkbox"/> 6.00
		20	<input type="checkbox"/> 7.00
		23	<input checked="" type="checkbox"/> 7.50
		25	<input checked="" type="checkbox"/> 8.00



### THERMOFUSION

Code	Type	cm	Frame
602	41	18	<input checked="" type="checkbox"/> 6.00
		20	<input type="checkbox"/> 7.00
		23	<input type="checkbox"/> 7.50
		25	<input type="checkbox"/> 8.00



### THERMOFUSION

Code	Type	cm	Frame
606	30	11	<input checked="" type="checkbox"/> 6.00
		16	<input type="checkbox"/> 7.00
		20	<input type="checkbox"/> 7.50
		25	<input type="checkbox"/> 8.00



### THERMOFUSION

Code	Type	cm	Frame
605	15	5	<input checked="" type="checkbox"/> 6.00
		10	<input type="checkbox"/> 7.00
		15	<input type="checkbox"/> 7.50
		20	<input type="checkbox"/> 8.00

**VELOUR ACRYLIC 5mm**

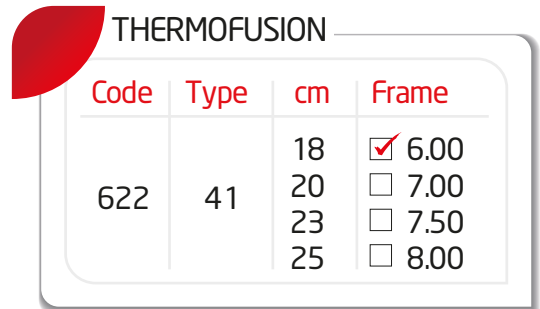
THERMOFUSION

Code	Type	cm	Frame
620	48	18	<input type="checkbox"/> 6.00
		20	<input type="checkbox"/> 7.00
		23	<input checked="" type="checkbox"/> 7.50
		25	<input checked="" type="checkbox"/> 8.00



THERMOFUSION

Code	Type	cm	Frame
622	41	18	<input checked="" type="checkbox"/> 6.00
		20	<input type="checkbox"/> 7.00
		23	<input type="checkbox"/> 7.50
		25	<input type="checkbox"/> 8.00



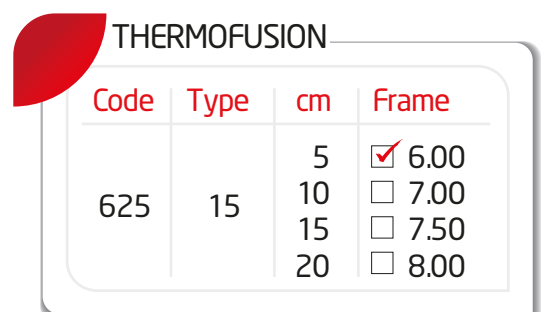
THERMOFUSION

Code	Type	cm	Frame
626	30	11	<input checked="" type="checkbox"/> 6.00
		16	<input type="checkbox"/> 7.00
		20	<input type="checkbox"/> 7.50
		25	<input type="checkbox"/> 8.00



THERMOFUSION

Code	Type	cm	Frame
625	15	5	<input checked="" type="checkbox"/> 6.00
		10	<input type="checkbox"/> 7.00
		15	<input type="checkbox"/> 7.50
		20	<input type="checkbox"/> 8.00



## VELOUR POLYESTER 5mm

### THERMOFUSION

Code	Type	cm	Frame
610	48	18	<input type="checkbox"/> 6.00
		20	<input type="checkbox"/> 7.00
		23	<input checked="" type="checkbox"/> 7.50
		25	<input checked="" type="checkbox"/> 8.00



### THERMOFUSION

Code	Type	cm	Frame
612	41	18	<input checked="" type="checkbox"/> 6.00
		20	<input type="checkbox"/> 7.00
		23	<input type="checkbox"/> 7.50
		25	<input type="checkbox"/> 8.00

### THERMOFUSION

Code	Type	cm	Frame
616	30	11	<input checked="" type="checkbox"/> 6.00
		16	<input type="checkbox"/> 7.00
		20	<input type="checkbox"/> 7.50
		25	<input type="checkbox"/> 8.00



### THERMOFUSION

Code	Type	cm	Frame
615	15	5	<input checked="" type="checkbox"/> 6.00
		10	<input type="checkbox"/> 7.00
		15	<input type="checkbox"/> 7.50
		20	<input type="checkbox"/> 8.00



**SUPER FINE GREY**

GLUED

Code	Type	cm	Frame
730	48	18	<input type="checkbox"/> 6.00
		20	<input type="checkbox"/> 7.00
		23	<input checked="" type="checkbox"/> 7.50
		25	<input checked="" type="checkbox"/> 8.00



GLUED

Code	Type	cm	Frame
735	15	18	<input type="checkbox"/> 6.00
		20	<input type="checkbox"/> 7.00
		23	<input checked="" type="checkbox"/> 7.50
		25	<input checked="" type="checkbox"/> 8.00



## FINE WHITE

GLUED

Code	Type	cm	Frame
700	48	18	<input type="checkbox"/> 6.00
		20	<input type="checkbox"/> 7.00
		23	<input checked="" type="checkbox"/> 7.50
		25	<input checked="" type="checkbox"/> 8.00



GLUED

Code	Type	cm	Frame
705	15	5	<input checked="" type="checkbox"/> 6.00
		10	<input type="checkbox"/> 7.00
		15	<input type="checkbox"/> 7.50
		20	<input type="checkbox"/> 8.00



**SPONCE**



GLUED

Code	Type	cm	Frame
710	48	18	<input type="checkbox"/> 6.00
		20	<input type="checkbox"/> 7.00
		23	<input checked="" type="checkbox"/> 7.50
		25	<input checked="" type="checkbox"/> 8.00



GLUED

Code	Type	cm	Frame
715	15	5	<input checked="" type="checkbox"/> 6.00
		10	<input type="checkbox"/> 7.00
		15	<input type="checkbox"/> 7.50
		20	<input type="checkbox"/> 8.00




## ROLLER FRAMES

Code	cm	Frame
H3	5	<input checked="" type="checkbox"/> 6.00
	10	
	15	<input checked="" type="checkbox"/> 7.00
	18	<input checked="" type="checkbox"/> 7.50
	20	
	25	<input checked="" type="checkbox"/> 8.00



Code	cm	Frame
H2	5	<input checked="" type="checkbox"/> 6.00
	10	
	15	<input checked="" type="checkbox"/> 7.00
	18	<input checked="" type="checkbox"/> 7.50
	20	
	25	<input checked="" type="checkbox"/> 8.00

Code	cm	Frame
H5	5	<input checked="" type="checkbox"/> 6.00
	10	
	15	<input checked="" type="checkbox"/> 7.00
	18	<input checked="" type="checkbox"/> 7.50
	20	
	25	<input checked="" type="checkbox"/> 8.00



## PAINT TRAYS

**HOBBY**

Code	Size
1813	10x22



**MINI**

Code	Size
1810	15x27

**MEDIUM**


Code	Size
1811	26x32



**LARGE**

Code	Size
1812	32x34

## GRID



**GRID**

Code	Size
1820	28x30

## ***PAINTING SETS***

**HOBY FOAM SET**

Code	Size
18 13 F	10x22



**MINI SET 5 CM**

Code	Size
18 10 5 A	15x27

**MINI FOAM SET 10 CM**

Code	Size
18 10 10 F	15x27



**ROLLER SET**

Code	Size
18 11 A	26x32

## DOUBLE ARM FRAME

Code	cm	Frame
216	40	<input checked="" type="checkbox"/> 6.00
		<input type="checkbox"/> 7.00
	50	<input type="checkbox"/> 7.50
		<input checked="" type="checkbox"/> 8.00



## NEEDLE ROLLER



Code	Type	cm	Frame
920	48	10	<input type="checkbox"/> 6.00
		18	<input type="checkbox"/> 7.00
		20	<input checked="" type="checkbox"/> 7.50
		23	<input checked="" type="checkbox"/> 8.00
		25	

## SPIKED SHOES

Code	Size
910	30cm



